



STUDENTS FEEDBACK ANALYSIS REPORT

	Excellent	Very Good	Good	Average	Satisfactory
1. How well syllabus enabled to update knowledge and perspective in the subject area	42.9	28.6	28.6	0	0
2. Whether syllabus has good balance between theoretical and practical knowledge?	35.7	21.4	42.9	0	0
3. Rate the size of curriculum in terms of load on the student?	21.4	28.6	35.7	14.3	0
4. Does the curriculum well-structured to meet the programme / course outcome?	21.4	28.6	50	0	0
5. What is your opinion about literary quality of the prescribed texts and their content, as per the syllabus?	28.6	21.4	42.9	7.1	0
6. How far the curriculum has the ability to support higher learning?	35.7	28.6	35.7	0	0



Graph 1: Students were asked to rate how well syllabus enabled to update knowledge and perspective in the subject area. Majority of students commented excellent opinion and respective percentage is 42.9%. 28.6% students commented very good opinion and remaining 28.6% students give good opinion regarding the updation of knowledge and perspective in the subject area.

Graph 2: Regarding the balance between theoretical and practical knowledge in the curriculum 42.9% give good opinion. It shows that majority of students opine that there is good balance between theoretical and practical knowledge in the curriculum. 35.7% students commented excellent. 21.4% find that there is very good balance between theoretical and practical knowledge.

Graph 3: Students opinion about the size of the curriculum in terms of load on the students shows that highest percentage of respondents vote for good. 35.7% students give good opinion. 28.6% students commented very good opinion. 21.4% students give excellent opinion. 14.3% students give average opinion.

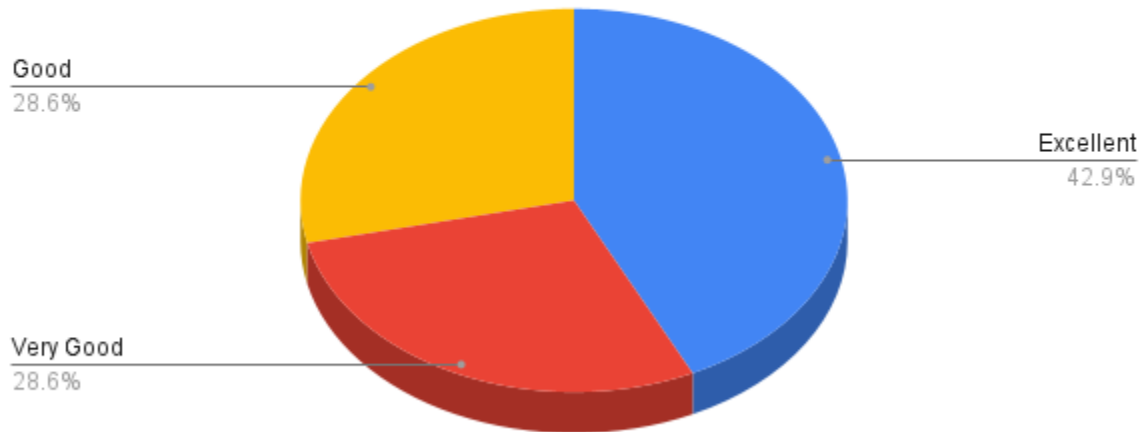
Graph 4: Graph shows the students feedback on whether the curriculum is well structured to meet program or course outcome. 50% students commented good opinion regarding the structure. It indicates that majority of students gives good opinion regarding structure of curriculum to meet program/ course outcome. 28.6% students give very good opinion and 21.4% students give excellent comments regarding the same

Graph 5: Literary quality of prescribed text and content is important for improving the standard of every course/program. Students were directed to write literary quality of their prescribed textbook and content. Out of total students feedback 42.9% students give good opinion regarding the literary quality. 28.6% give excellent opinion and 21.4% students give very good and remaining students give average opinion.

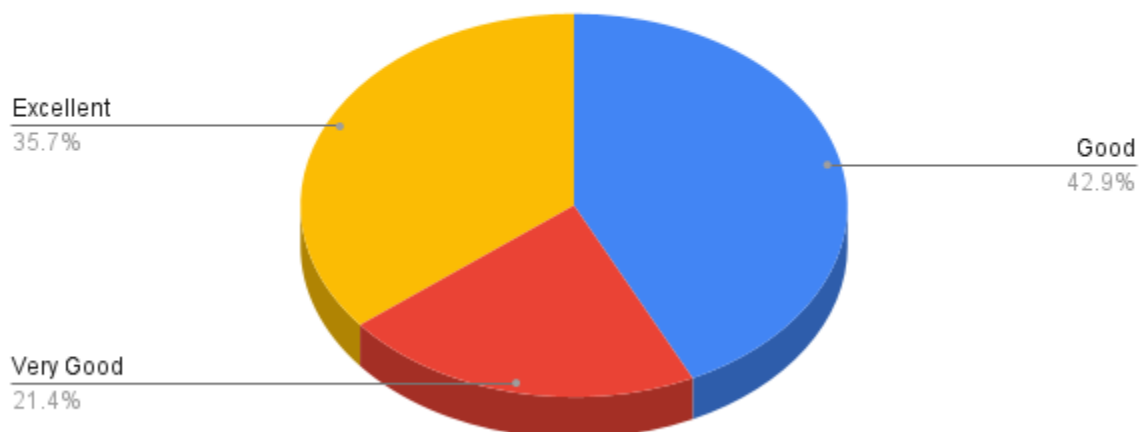
Graph 6: Ability of the curriculum to support higher education is a clear indication of success of program or course. 35.7 % students give very excellent and good opinion. 32.69% students give excellent opinion. 28.6% students commented very good opinion regarding the same. It is evident from the result that majority of students give excellent and good opinion regarding the scope of higher learning in the curriculum.



How well syllabus enabled to update knowledge and perspective in the subject area?

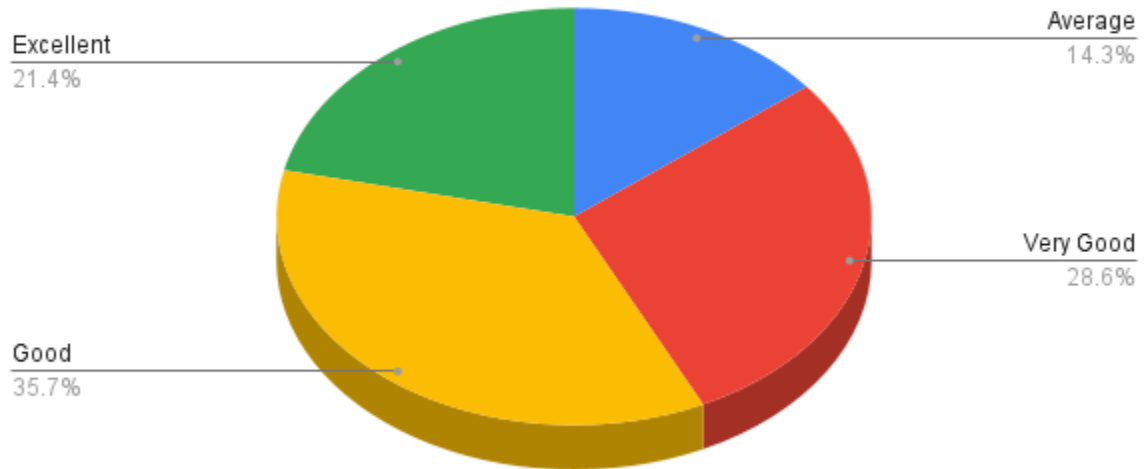


Whether syllabus has good balance between theoretical and practical knowledge

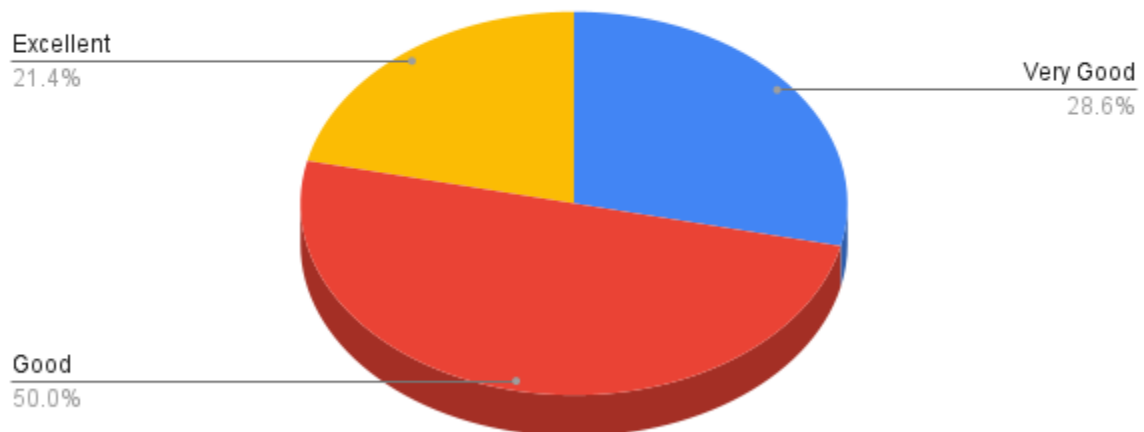




Rate the size of curriculum in terms of load on the student

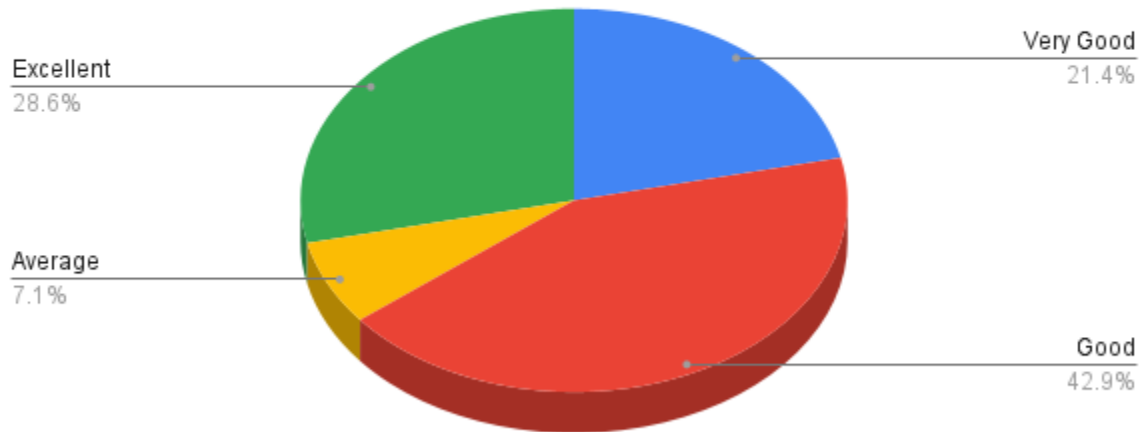


Does the curriculum well-structured to meet the programme / course outcome?





What is your opinion about literary quality of the prescribed texts and their content, as per the syllabus?



How far the curriculum has the ability to support higher learning?

