



TEACHERS FEEDBACK ANALYSIS REPORT 2023-24

	Excellent	Very Good	Good	Average	Satisfactory
1. How far do you think that the curriculum is need based?	5	55	45	0	0
2. How far do you think the pedagogy proposed in the curriculum matches the contents?	0	50	45	5	0
3. How far do you think that aims and objectives of the curriculum are well defined and are of global standards?	5	45	50	0	0
4. How far do you think that the curriculum has a good balance between theory and application?	5	30	45	20	0
5. How far do you think that the curriculum has included advanced topics?	0	40	45	15	0
6. How far do you think that the curriculum provides enough instructional hours to complete the syllabus?	0	30	40	25	5
7. How far do you think that there are sufficient teaching resources and reference text available for the respective programmes in the curriculum?	0	40	50	10	0
8. How far do you think that the curriculum has prospects for higher education/employability?	5	35	50	5	5
9. How far do you think that the curriculum has scope for internship/training/research?	10	30	45	15	0
10. How far do you think that the curriculum has the potential in developing the habit of self - learning/applied learning among the students?	10	15	65	10	0



Alphonsa College Thiruvambady

Run by the Educational Trust of the Diocese of Thamarassery

Accredited by NAAC with A Grade, CGPA 3.23

Affiliated to the University of Calicut



Graph 1: Graph shows the teachers feedback on the question whether the curriculum is need based or not. Most of the teachers commended that curriculum is need based because 55% teachers give very good comments. 5% have excellent and 40% have good opinion regarding the same.

Graph 2: Teachers are directed to give their comments about the match between pedagogy proposed in the curriculum and the content. It is evident from the graph that 50% teachers give very good and 45% give good opinion. 5% give average opinion regarding the same.

Graph 3: Well defined aims and objectives along with global standard show the quality of curriculum. 50% teachers give good and 45% teachers give very good opinion. 5% commented excellent opinion.

Graph 4: Lack of good balance between theory and application negatively affect the structure of curriculum. Teacher's feedback evidenced that 45% have good and 30% have very good opinion about the same. 20% give average comments.

Graph 5: Teachers responses about the inclusion of Advanced topic in the curriculum shows that most of them have good opinion. 45% teachers tell that advanced topics are included in the curriculum in a good manner. 40% of teachers commented very good opinion and 15% have average opinion regarding the same.

Graph 6: Sufficient instructional hour are essential for completing the topic in a good manner. teachers are responsible community to make analysis about it. 40% teachers opine that instructional hours are good. 30% give very good comments and 25% teachers have average opinion regarding the instructional hours.

Graph 7: Teachers require teaching resources and reference text for completing the syllabus effectively. Teachers response shows that they get sufficient teaching resources and reference text book for the respective program in the curriculum. 50% teachers give good opinion and 40% give very good and 10% give average opinion regarding the same.

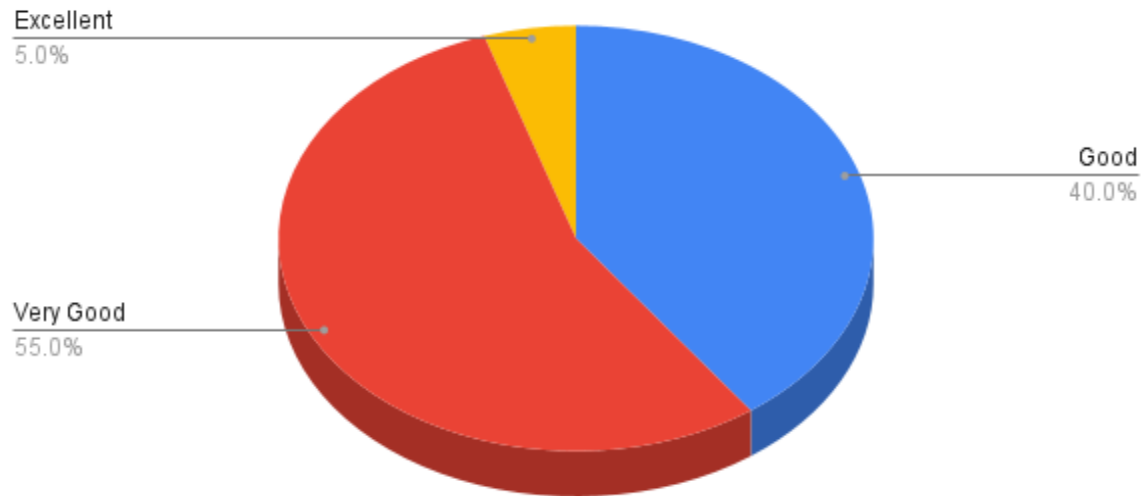
Graph 8: Teachers were asked make an analysis about the prospects of curriculum for higher education and employability. Results evidenced that 50% teachers give good and 35% give very good opinion regarding the same. It can conclude from the results that curriculum has the prospects for higher education and employability.

Graph 9: Along with the feedback on prospects for higher education, teacher's feedback also includes the scope for Internship/ training and research. Graph gives complete picture of the teachers response about the same. Most of the teachers give good opinion (45%) and 35% give very good comment. 15% tells average opinion about the scope of internship/training/research.

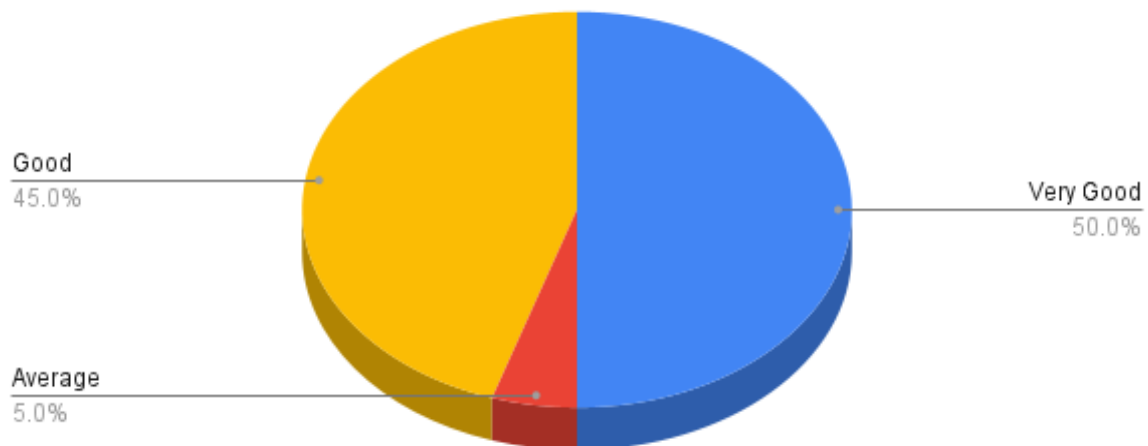
Graph 10: self learning and applied learning makes lead to the development of students in the future. So the curriculum must include the potential in developing the habit of self learning and applied learning among students. 65% of teachers give good opinion and 15% give very good opinion regarding the same. 10% teachers give excellent opinion.



How far do you think that the curriculum is need based?



How far do you think the pedagogy proposed in the curriculum matches the contents?





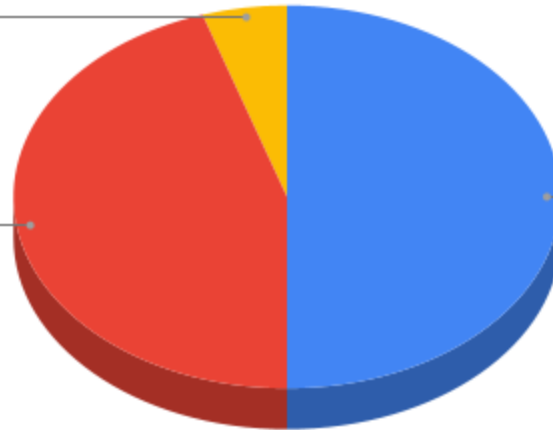
How far do you think that aims and objectives of the curriculum are well defined and are of global standards?

Excellent

5.0%

Very Good

45.0%



Good

50.0%

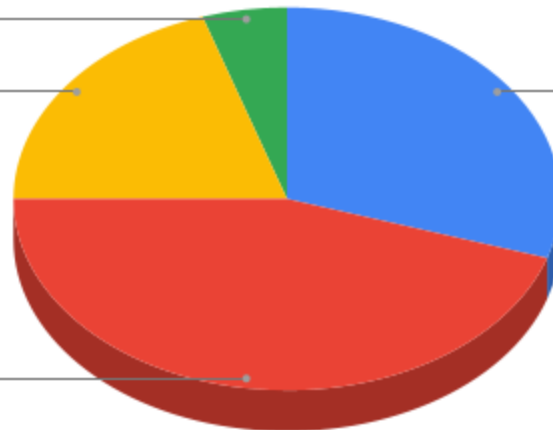
How far do you think that the curriculum has a good balance between theory and application?

Excellent

5.0%

Average

20.0%



Very Good

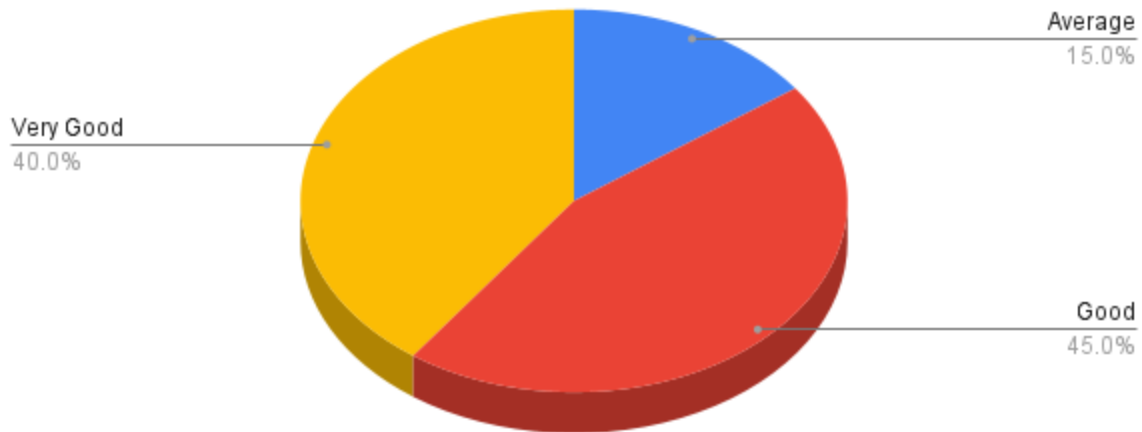
30.0%

Good

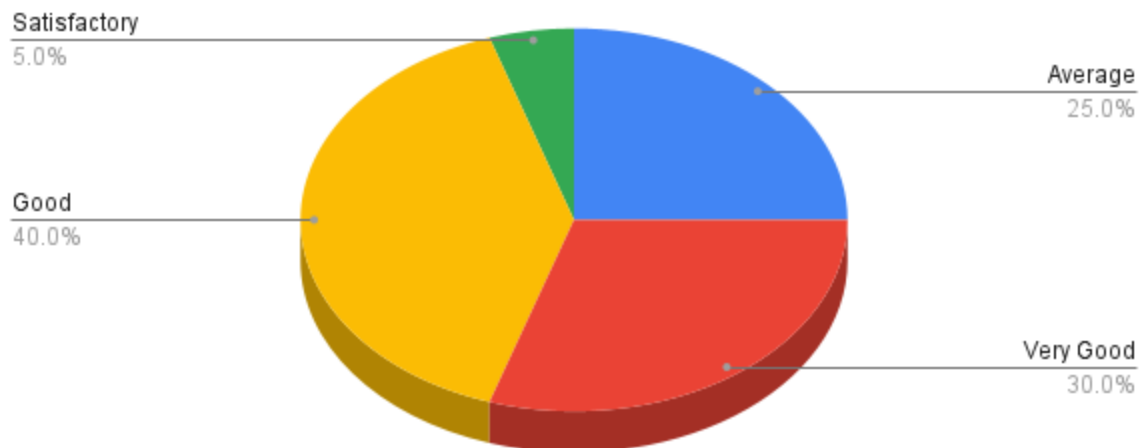
45.0%



How far do you think that the curriculum has included advanced topics?

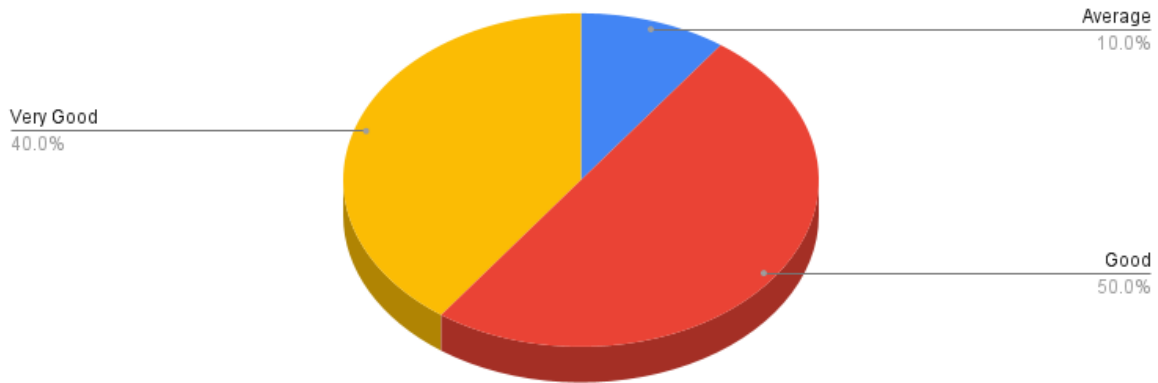


How far do you think that the curriculum provides enough instructional hours to complete the syllabus?

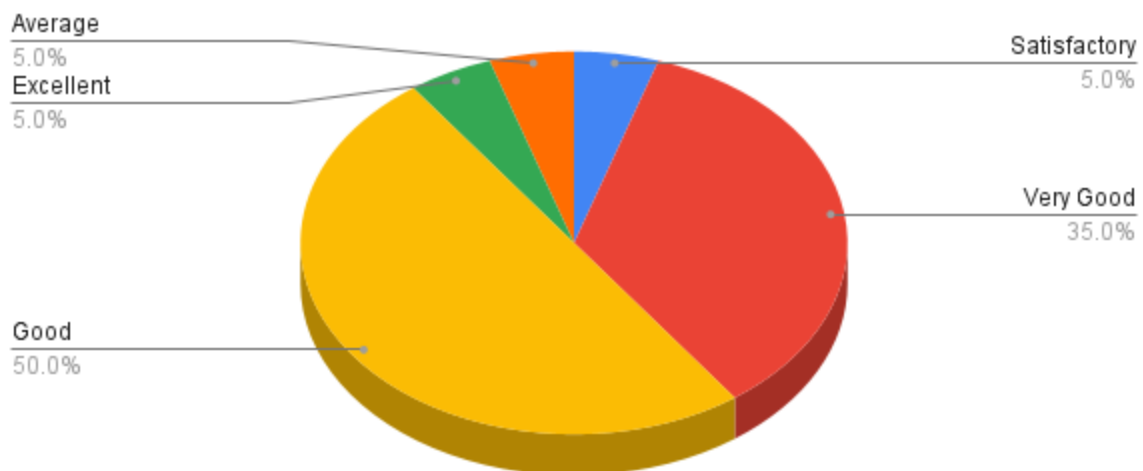




How far do you think that there are sufficient teaching resources and reference text available for the respective programmes in the curriculum?

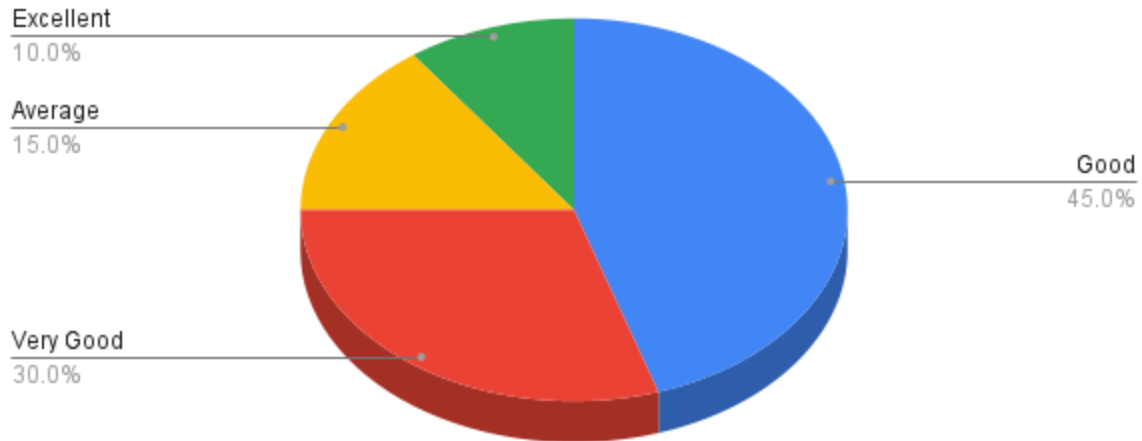


How far do you think that the curriculum has prospects for higher education/employability?





How far do you think that the curriculum has scope for internship/training/research?



How far do you think that the curriculum has the potential in developing the habit of self - learning/applied learning among the students?

